

# STEADYVIEW™ Panel Mount Tension Indicator

The SteadyView™ Panel Mount microprocessor-based tension indicator sports a wealth of features in a small, easy-to-use package. Designed for easy connection to Dover Flexo Electronics tension transducers and Tension Roll® transducers. An innovative combination of analog and digital circuitry allows the microprocessor to resolve web tensions up to the maximum tension limit of the tension transducers used.

The SteadyView™ can be configured to display tension in a wide variety of measurement units. Along with the actual tension, the appropriate unit labels are shown directly on the display, to eliminate operator confusion when different measurement units are required.

The setup and calibration procedure is simple because the display prompts the user in English (or German, Spanish, Dutch, or French) at each step of the way. This procedure is performed using buttons on the front panel. When finished, the setup information is stored in EEPROM, which never requires batteries.

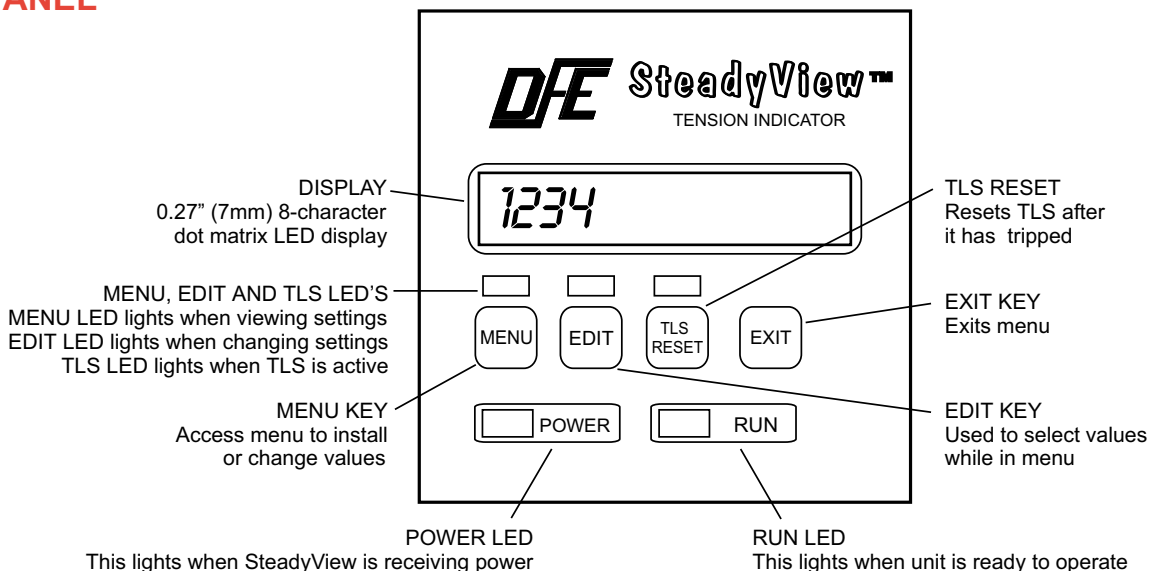
## BENEFITS

- Provides continuous tension readout
- Accurate display of web tension
- Simple well-defined interface with DFE controllers or supervisory control computers
- Simple installation
- Versatile, can switch between English and metric units without recalibration
- Helps reduce waste and increase productivity
- Reduces web breaks and machine downtime

## OPTIONS

- **Extended Range (XR)** Allows measurement of a much lower tension. Transducers must have XR option.
- **French (FR), German (GE), Italian (IT) or Spanish (SP)** languages selectable for menu prompts and setups.
- **RS422, or RS485** Serial Computer Data Interface. Multiple baud rates, communication settings, and data output formats allows setup and control by host computer.

## FRONT PANEL



An 8-character dot-matrix LED display provides a wide viewing angle and excellent readability under all viewing conditions. In addition, three status LED's tell the operator whether the unit is in Run, Review, or Edit mode.

The unit is designed to mount in a small panel cutout, or an optional stand can be used to mount the indicator on top of a machine or on a bench.

Standard features include a serial computer data interface, RS232D, which allows communication with computers for data collection, and a tension limit switch (TLS) which can be used to protect machinery from excessive tension, or to detect web breaks.

Another unique feature of the SteadyView Panel mount indicator is that the analog output can be used as a programmable output whose value can be controlled using the serial interface. This output can be used to interface to other components near the indicator, while the indicator display reads process tension.

## FEATURES

- **0-10Vdc, 0-20mA, or 4-20mA** Tension or programmable outputs
- **LED Display.** Backlit dot matrix LED with 8 character display.
- **LED Status Lights** shows what functions are in use.
- **Tension Limit Switch** activates a preset adjustable trip point. Protects machinery from excessive tension and can detect web breaks.
- **RS232D** serial computer interface allows communication with computers for data collection.

## ACCESSORIES

- **Mounting Stand** for locating unit at an upward angle on top of a flat surface.

## SPECIFICATIONS

---

### Input Voltage

115V or 230Vac 50/60 Hz @ 1 Amp  
(switch selectable, external)

### Tension Output Signal

0-10V, 0-20mA, 4-20mA  
(Switch selectable, internal)

### Transducer Excitation

+5Vdc standard or +10 Vdc with XR option  
(Switch selectable, internal)

### Transducer Input Signal Range

-500mV to +500mV

### Mating Transducer Cable Connectors

3 Pin MS3106A-10SL-3S

### Zero Range

Up to 95% of rated output

### Storage Temperature Range

0° to 125° F (-17° to 52°C)

### Operating Temperature Range

32° to 100° F (0° to 38° C)

### Weight

3 lbs. (1.36 kg)

### Standard Tension Display Range

Four digits maximum

### Serial Interface Connector

9 pin D-SUB male connector

## ORDERING INFORMATION

---

Select SVP for SteadyView™ Panel Mount tension indicator. Follow with hyphen, meter scale selection, then options as desired separated by commas.

**SVP - XX - OPTIONS** (Separated by commas) *Example: SVP - 25 - 230,XRE*

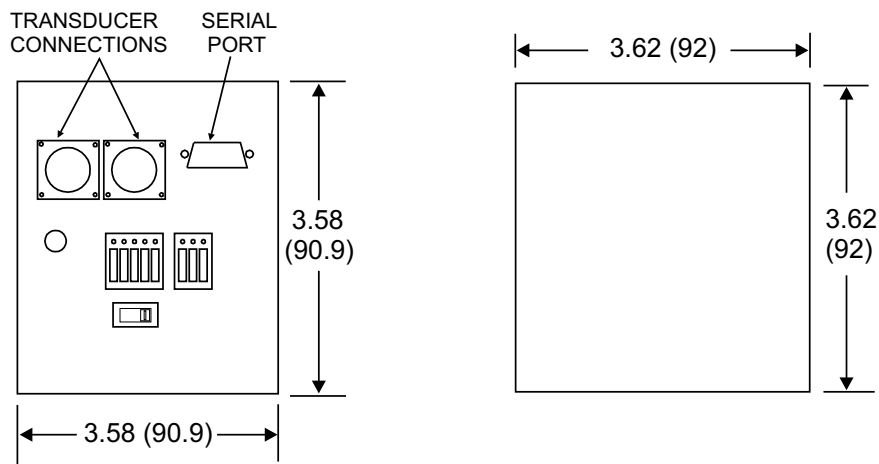
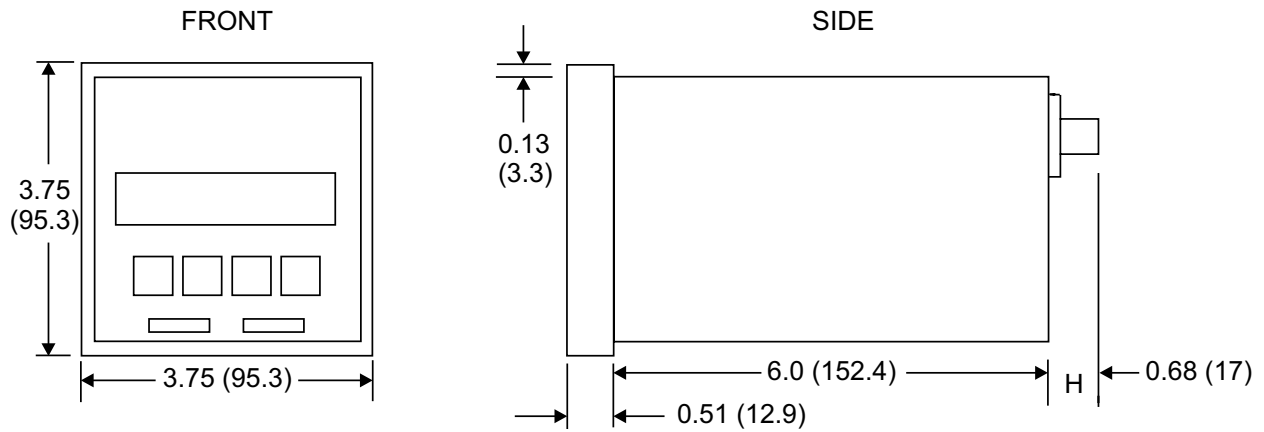
METER SCALE	OPTIONS
1 = 0-1	020 = 0-20mA Output
5 = 0-5	230 = 230 Volt power input
10 = 0-10	420 = 4-20mA Output
25 = 0-25	FR = French Language Display
50 = 0-50	GE = German Language Display
100 = 0-100	IT = Italian Language Display
150 = 0-150	SP = Spanish Language Display
250 = 0-250	RS42 = RS422 Serial Port
500 = 0-500	RS48 = RS485 Serial Port
1000 = 0-1000	XRE = Extended Range <sup>1</sup>
	Z = Special (SPR)

Notes: 1. Transducers must have XR option.

A stand is also available for this SteadyView™ unit as an accessory.  
Specify part number 130-0015 when ordering.

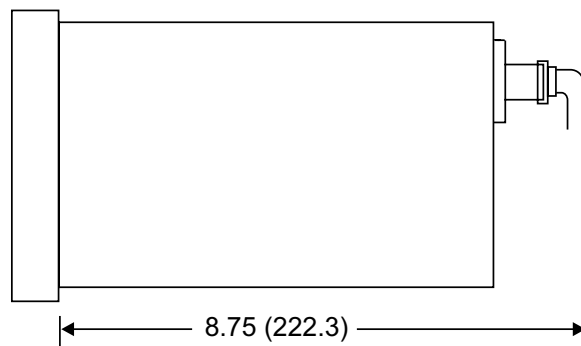
# DIMENSIONS

inches (mm)



BACK

PANEL CUT-OUT



REQUIRED DEPTH BEHIND PANEL

**DFE** THE TENSION CONTROL SPECIALISTS  
**DOVER FLEXO ELECTRONICS, INC.**  
217 PICKERING ROAD, ROCHESTER, NH 03867 USA • 603-332-6150 • FAX 603-332-3758  
E-Mail: info@dfec.com • Internet: www.dfec.com • ISO 9001 Certified