

WEB PRESS TENSION MEASUREMENT

Diagnostic tools for improving press performance by quantifying and managing tension.

www.dfe.com improving press tension



Identifying problems or deviations that cause running web breaks is not black magic. The solution starts with measuring the process variables that are critical to a successful print run on your press, including web tension.

DFE newspaper customers across North America are experiencing improved print quality, a reduction in the incidence of web breaks, and lower operating costs—simply by installing tension-sensing rolls and indication electronics on their presses. The expense is minimal and offers tremendous ROI compared with other capital improvements.

Tension transducers installed at appropriate points in the web path:

- Alert the press operator to the threat of an impending web break.
- Make the effects of press control adjustments quantifiable.
- Allow the press operator to quickly master the control adjustments that positively affect the print run.

When listing the advantages of tension monitoring, our customers say it best:

"We often made minor changes in areas where we expected no effect - and saw big changes in web tension. DFE's equipment has changed the way we view running press tension. Where previously we believed in 'tighten here and loosen there', we now try for an even balance, with similar tension in each web. We have been able to reduce tension overall and have found that paying attention to web tension and tension balance reduces unexplained running breaks.

Our pressmen had a strong belief in their ability to measure web tension by 'feel'. They can't. Our people were pleased and impressed when we

provided an easy and accurate way to measure tension."

--Barry Villiers

Production Control Systems Analyst
Toronto Star Newspapers Limited

Another customer put it this way: *"The tension indication is three tools in one. It's a training tool for the operators. They can see how various adjustments they make in the press affect web tension. It's a production tool for making changes during press runs to reduce total web tension. And it's a maintenance tool because it points out wear-items on the press that may need to be changed for us to achieve target tension."*

Web Tension Equipment Used by Newspapers



TI15 Left-Right-Total Indicator with Tension Limit Switch



Model C Tension Transducers



Tension Roll® Transducers



TI17C Tension Amplifier (single channel)



MAC MultiAmplifier / Interface Card (multiple channel)

A range of tension measurement packages is available to fit your press geometry and space needs.

Contact us today (603-332-6150 or info@dfecom) for more information on installing tension monitoring equipment on your press. Complete the form on the back of this page and fax it to us at (603) 332-3758.

TELL US ABOUT YOUR PRESS. . .

. . . And we'll select the right hardware for mounting a tension roll.

Tell us about your press geometry, the distance inside your press frame and the position in the web path where you would like to install a tension-sensing idler roll (typically before the folder or before the first infeed nip is a good spot); and we'll package the right tension transducers and installation hardware for your situation. You can choose to use your own idler roll and our shaft-end style transducers, or our integrated Tension Roll® transducer.

Here are a few example diagrams of the mounting hardware involved with different roll configurations.

For fast information complete and **fax** this form to DFE at (603) 332-3758. Or call us at (603) 332-6150.

Name _____

Title _____

Company _____

Address _____

City _____ State _____ Zip _____

Tel. _____ E-mail _____

We would like to consider: (circle one)
A B C Other

Roll Face Length: _____

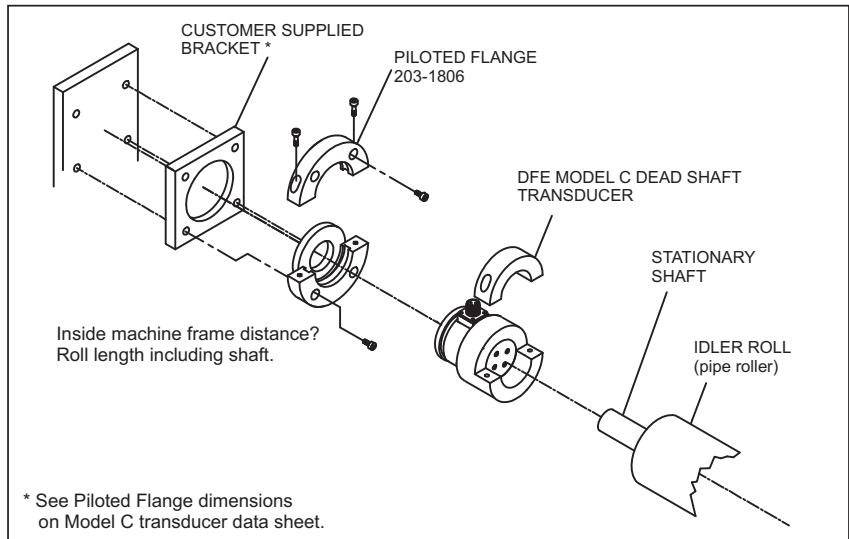
Inside machine frame distance: _____

If using your own idler roll, the shaft diameter is: _____ (OR shaft diameter with bearing)

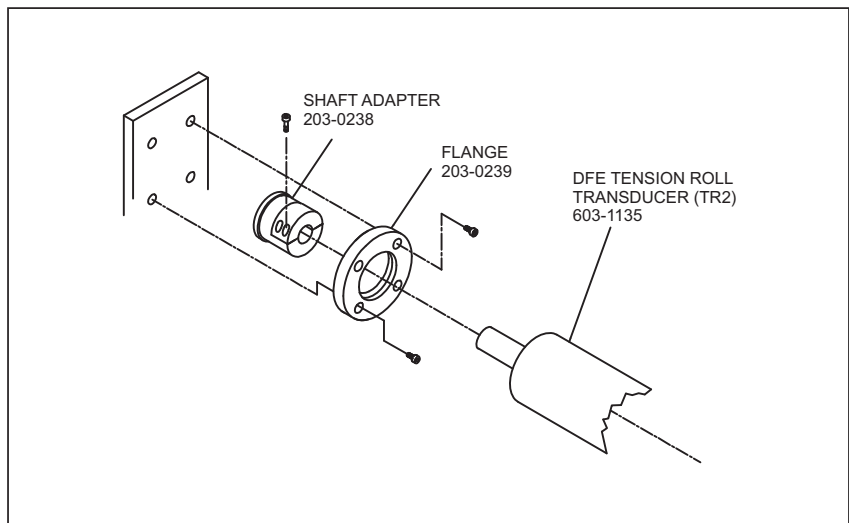
Roll length including shaft: _____

Please send:

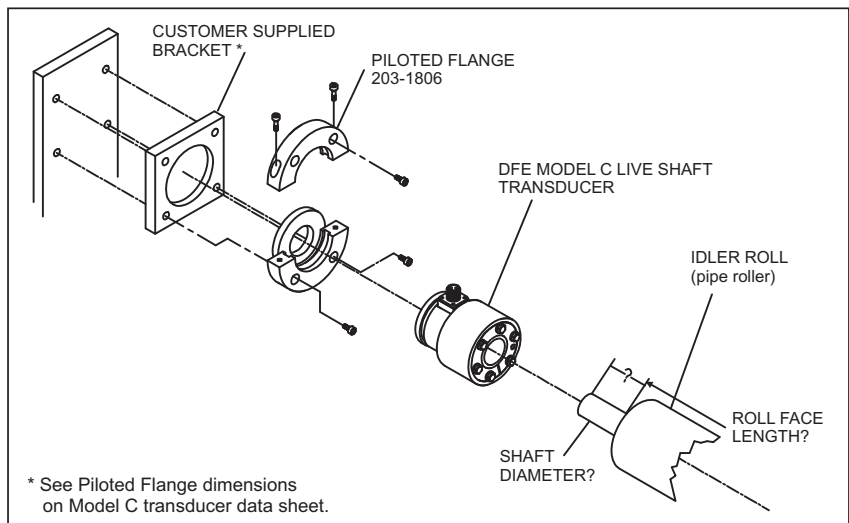
- Product Guide (14 page overview)
- DFE catalog (80 page 3-ring binder with complete product specs)
- Tension Transducer data sheets
- Indicator/Transducer amplifier data sheets
- Tension Controller data sheets
- Pneumatic Brakes Catalog
- Other: _____
- Have a Sales Rep call me
- Have a Service Tech call me



A. Use your own pipe rollers with stationary shaft and DFE dead shaft tension transducers.



B. Use DFE's Tension Roll® transducer.



C. Use your own rolls and DFE live shaft tension transducers.